



## MODEL ARF-95 ANIMAL TRANSPORT BODY SPECIFICATIONS

The following specifications are provided in order to describe and specify the design, construction, materials and equipment to be utilized and installed in the fabrication of a Model ARF-95 Animal Transport unit.

### DESCRIPTION:

Standard Model ARF.95 Animal Control Unit having six (6) animal compartments and one (1) equipment storage compartment. Fabricated using molded fiberglass-reinforced plastic construction to eliminate seams and cracks. Smooth finish with rounded compartment corners to facilitate clean-out. To be Model ARF.95 as manufactured by Swab Wagon Company, Inc. of Elizabethville, Pennsylvania, or approved equal.

### WEIGHT:

Weight of basic unit exclusive of optional items - 900 pounds.

### CHASSIS:

To be provided by Purchasing Agency. Standard chassis with cab having wheelbase of sufficient length to provide a 56" cab-to-axle (CA) dimension. Equipped with single rear wheels. Single inside-frame fuel tank forward of rear axle to be provided. Other chassis items at Customer's option.

### SUITABLE CHASSIS:

<b>CHEVROLET/GMC</b>	<b>2500, 3500</b>	<b>131.5" WB, 56" CA</b>
Extended Cab	2500, 3500	157.5" WB, 56" CA
<b>DODGE</b>	<b>2500, 3500</b>	<b>140" WB, 56" CA</b>
Quad Cab	2500, 3500	169" WB, 56" CA
<b>FORD</b>	<b>F250SD, F350SD</b>	<b>142" WB, 56" CA</b>
Extended Cab	F250SD, F350SD	162" WB, 56" CA
Crew Cab	F250SD, F350SD	176" WB, 56" CA

Gross Vehicle Weight Rating - per chassis manufacturer requirements.

Minimum: CHEVROLET - 9,600 lbs. FORD - 10,000 lbs. DODGE - 9,200 lbs.

**BODY DIMENSIONS:**

Body overall - 98" long x 78" wide. Height above frame at rear wheels - 38".

Overall height when mounted - 68". (75" to top of air blower housing.)

**COMPARTMENT DIMENSIONS:**

<b>Street side:</b>	
<b>Front</b>	26" wide x 30" high x through body.
<b>Center</b>	26" wide x 30" high x 32" deep.
<b>Rear</b>	26" wide x 30" high x 32" deep.
<b>Curb side:</b>	
<b>Front</b>	26" wide x 30" high x through body.
<b>Center</b>	26" wide x 30" high x 32" deep.
<b>Rear</b>	26" wide x 30" high x 32" deep.

**FRONT THROUGH COMPARTMENT:**

Left and right front compartments connected to form one "through" compartment.

Compartment to have heavy grille door installed in center and hinged on top to form two compartments when in vertical position. Equipped with spring-loaded latches to hold in vertical position, or in horizontal open position.

**STORAGE COMPARTMENT:**

Storage compartment to be located at rear of body with access door. Compartment to be 12" wide x 30" high x 64" deep. Door hinged on stainless steel hinge with full gaskets and closed with stainless steel 6" recessed D-handle latch with locking cylinder. Compartment for use in carrying stretcher, ketch-all pole, ropes, traps, and other supplies.

**CONSTRUCTION:**

Full fiberglass-reinforced plastic construction throughout with smooth finish. Color to be Frost White F8W-2030 gel coat molded into body during fabrication. Four (4) cross-members molded into bottom of unit. Sides skirted to center line of rear wheels with cut-outs at rear wheels of proper size to permit easy removal of wheels when required. Roof section to have fresh-air blower hood on front with air distribution tunnel full length. Roof to be reinforced underneath with channel for added strength. Polished aluminum rain gutter molding installed around entire unit at roof line to prevent water "run off" from body roof into animal/storage compartments. Bottom of unit to be completely enclosed to reduce heat build-up around compartments and to provide a "dead-air" insulating space around compartments.

**COMPARTMENTS:**

Each compartment to be of "one-piece" molded fiberglass construction without cracks or seams to eliminate collection of dirt or diseases. Each compartment to be a separate compartment to prohibit contact by animals with animals in adjoining compartment; and each compartment to have smooth finish with rounded corners to facilitate clean-out. Drain pan in front of each compartment having drain hole with fitting. Rear of each compartment top to have holes therein for entrance of power-driven fresh air; of sufficient size and quantity to permit free exchange of air four or five times per minute.

**COMPARTMENT DOORS:**

Doors to be of full fiberglass-reinforced plastic construction. Doors to have smooth finish both sides to prevent collection of dirt and disease on interior door panels. Doors to be hinged on full length special stainless steel hinges to permit full opening of door, closed with stainless steel recessed 6" D-handle latch having locking cylinder, and all latches keyed alike. Each door to be hinged toward front and fitted with rubber gasket on latch edge to eliminate rattle. Each door to have (5) large louver type vents molded directly into exterior fiberglass door panel. Louvers to provide minimum of 20 square inches of air flow for each animal compartment permitting free expelling of air from inside compartments when power-driven air blower is used.

**SAFETY DOORS:**

Heavy duty powder coated wire grille safety doors consisting of 3/8" frame and horizontal rods. 1 / 4" vertical rods welded at all intersections. Safety doors installed inside regular doors to prohibit escape of animals when one or more are placed within compartment. Door to have 6" x 3-1/2" arm and pole cut-out in center at latch edge. Door hinged toward front on stainless steel spring loaded hinges and equipped with spring-loaded slam type door latch. Door to swing out when open providing full use of depth of compartment.

**FRESH-AIR BLOWER:**

Dual fan fresh-air blower to be installed inside blower hood on top of body and to have manufacturer's rating of 750-CFM air delivery. Fresh air to enter blower through louvered opening on side of blower with air forced into compartments through holes in top of each compartment and expelled through louvered panels on doors. Power-driven fresh air distributed equally to all compartments. This power-driven air shall not circulate from one compartment into another compartment. Blower wired with Cross-Link Number 12 wire, with operating switch and indicator light on dash and fused with circuit breaker.

**LIGHTS:**

All Federal and State required body marker lights, reflectors, dual back-up lights, and license light installed. Combination LED rear stop-tail-turn signal lights and center mount stop light installed on rear. Wiring to be Cross-Link Number 14 wire and covered with heavy plastic loom where exposed. No wiring to be within compartments where accessible by animals.

**FOUR-WAY FLASHERS:**

Auxiliary four-way LED flasher lights, to be installed on upper rear corners with red lens and wired through rear stop light and turn signals with heavy-duty flasher installed. Flasher to provide additional flashing lights for safety when hazard warning switch is turned on.

**BUMPER/MUD FLAPS:**

Heavy 11 gauge tubular steel rear bumper installed, reinforced to truck frame. Aluminum Safety-tread step plate cap installed on top/face of bumper. Mud and splash guards installed at rear wheels with required brackets.

**MOUNTING:**

Body mounted onto truck chassis frame using three mounting-points on each side of chassis frame. Each mounting point to have rubber body mounting isolator installed to reduce excess vibration and strain on body. Body to be mounted as low as possible consistent with proper rear tire clearance underneath.

**L.E.D. BEACON LIGHT (Optional):**

Whelen Model L10HAP L.E.D. class 1 beacon light to be installed on air blower hood. Light to have amber colored dome. (Dome also available in red, blue and clear.) Light wired with cross-link number 12 wire, fused with circuit breaker and operating switch installed on cab switch panel. 6 1/2" diameter x 7 3/4" high.

**L.E.D. MINI LIGHT BAR: (Optional):**

Whelen Century Series Model MC16pa 16" mini L.E.D. light bar to be installed on air blower hood. Light to have amber colored dome. (Dome also available in red, blue and clear.) Light wired with cross-link number 12 wire, fused with circuit breaker and operating switch installed on cab switch panel.

**SCENE LIGHTS- SIDE AND/OR REAR (Optional):**

One pr. Weldon #3710-1000 work lights installed - (2) on upper rear body roof rails and/or (1) or (2) ea. body side at roof side body roof rails. Lights wired with Cross-Link Number 14 wire and properly fused with circuit breaker with switch located on cab panel.

**COMPARTMENT LIGHTS (Optional):**

Seven (7) compartment lights recessed in top center of animal/storage compartments. Wiring to be Cross-Link Number 14 with heavy-duty loom where exposed. No wiring run through animal compartments. Required breaker installed. Switch on cab dash panel.

**POLYVINYL DECKING (Optional):**

Heavy-duty fungus resistant polyvinyl tiles installed on animal compartment floors to provide dry skid free resting area. Tiles easily removable for cleaning and disinfecting.

**CATCH POLE HOLDER (Optional):**

Catch pole holder installed in rear storage compartment.

**FOLDING LADDER (Optional):**

Duo-safety model #35A aluminum combination ladder secured to body roof in tubular aluminum frame/holder. Heavy duty padlock installed to secure ladder to ladder rack.

**SMALL ANIMAL CARRIER/TRAP SLIDE TRAYS (Optional):**

Two (2) slide out trays installed in curb rear compartment. Trays constructed from 1/8 aluminum mounted on heavy duty 30" grant slides. Trays to accommodate six 18" long x 9" wide x 11" high carriers or four 11" wide x 12" high x 27" long traps.

**RECHARGEABLE HAND LANTERN (Optional):**

Stream light portable hand lantern with 25,000 CP halogen spotlight bulb. Charging rack wired direct to chassis power supply. Heavy duty shoulder strap installed.

**AIR CONDITIONING (Optional):**

Danhard Model #00082-BE (16,000 BTU) air conditioning unit mounted in top forward section of body in lieu of standard fresh air blower. Removable roof access panel over unit for easy access/repairs. Air channeled to each animal compartment through fiberglass air plenum.

Standard compartment door louvers equipped with vent regulators to restrict outside air flow as necessary. All compartment doors equipped with hollow core gasket material to seal openings. Unit connected to chassis supplied air conditioning system with all required hoses, connections, relays, etc. Unit charged and tested. All controls installed on chassis dash.

NOTE - Chassis must be supplied to Swab Wagon Company with factory installed R-134a air conditioning. Standard fresh air blower system deleted.

**STAND ALONE INDEPENDENT AIR CONDITIONING SYSTEM (Optional):**

27,000 btu independent body air conditioning system installed to include Seltec tm-16 engine mounted compressor with required mounting brackets, belts and pulleys, Danhard model 00096 27,000 btu air conditioning evaporator with 800 cfm rated dual fans and Danhard 35,000 btu roof mounted condenser. Required dryer, sight glass, low pressure switch, hoses, fittings and dash mounted controls. Removable body roof mounted access panel. Air to be ducted to each animal compartment through duct hoses. Louver installed in top of each animal compartment for air return. Standard compartment door louvers equipped with vent regulators to restrict outside air flow as necessary. All compartment doors equipped with hollow core gasket material to seal openings. System fully charged, tested and operational. Belt routing, bracket and pulley alignment to be fully tested and calibrated prior to delivery. Test results documented and placed in owner's manual.

Standard fresh air blower system deleted.

**AIR CONDITIONING AND HEATING (Optional):**

Danhard Model #00083-BE combination air conditioning unit mounted in top forward section of body in lieu of standard fresh air blower. Unit rated at 24,000 BTU heat and 16,000 BTU air conditioning. Removable roof access panel over unit for easy access/repairs. Air channeled to each animal compartment through fiberglass air plenum. Standard compartment door louvers equipped with vent regulators to restrict outside air flow as necessary. All compartment doors equipped with hollow core gasket material to seal openings. Unit connected to chassis supplied air conditioning and heating system with all required hoses, connections, relays, solenoid valve, etc. Unit charged and tested. All controls installed on chassis dash. NOTE - Chassis must be supplied to Swab Wagon Company with factory installed R-134a air conditioning. Standard fresh air blower system deleted. Completed system performance tested with copy of test report included in owner's manual.

**TEMPERATURE MONITOR (Optional):**

Digital temperature indicator gauge installed on chassis cab dash. Unit wired through sensor probe located in body air duct allowing driver to monitor animal compartment temperature from cab.

**ROOF RACK RAILS (Optional):**

Heavy-duty streamlined polished extruded aluminum tie-down rails installed on each side roof rail. Aluminum wear strips installed on top of roof for protection against abrasion when carrying ladders, traps, etc. strapped to rails.

**SPOT LIGHT (Optional):**

Chassis pillar mounted Unity spotlight installed at driver's door location. Wired through required circuit breaker with #14 crosslink wire.

**PULL-OUT FOLD-DOWN RAMP (Optional):**

20" wide x 64" long light weight aluminum tread ramp installed under right side front compartment. Ramp to have non-slip type tread palate walk surface. Ramp to have required pull handle and catch to hold in place when in stored position.

**PORTABLE PET STEP FOLDING RAMP (Optional):**

18" wide x 70" long (35" folded) utility ramp designed to hold up to 500 lbs. Rugged Polypropylene and glass fiber construction. Non-slip surface. Overall weight 20 lbs.

**BACK UP ALARM (Optional):**

EECO type model #510 97 decibel back-up alarm install under body at rear bumper wired through chassis reverse circuit.

**BLIND SPOT MIRROR (Optional):**

8" Diameter rear cross view safety mirror installed on upper rear corner of body. Provides driver with ability to view dangerous blind spot area around rear bumper of vehicle eliminating backing accidents.

**REAR VIEW CAMERA INSTALLATION (Optional):**

Swab to supply and install rear view camera and connect to Chevrolet supplied monitor (5F9 Camera ready option.) Swab to preform required Field of View Conformity testing as required by FMVSS 111 regulations.

**REAR VIEW CAMERA INSTALLATION (Optional):**

Swab to install Ford supplied rear view camera (Code 872 rear view camera prep kit) and preform required Field of View Conformity testing as required by FMVSS 111 regulations.

**REAR VIEW CAMERA (Optional):**

Swab to Supply One (1) Rear view camera system installed per manufacturer's installation instructions. System includes a 5.5" color screen with bracket, and video cable. Swab to install preform and document Field of View Conformity testing as required by FMVSS 111 regulations.

**TRAFFIC ADVISOR (Optional):**

40" long 8 lamp directional light installed on top rear body. Control panel installed in chassis cab.

**REAR LED WARNING (Optional):**

Two (2) - 7" x 9" Whelen 900 series LED heads installed on upper rear body panels in upper corners. Lights to have amber colored lens. (Lens also available in red or blue.) Strobe lights wired with required cable through strobe power supply. Lights fused with circuit breaker and operating switch installed on cab panel.

**SIDE AND/OR REAR L.E.D. WARNING LIGHTS (Optional):**

Two (2) - 3" x 7" Whelen 700 series LED light heads installed on upper rear or side body roof rails. Lights to have amber colored bulbs/lens. (Bulbs/lens also available in red or blue.) Lights wired with circuit breaker and operating switch installed on cab panel.

**WARRANTY:**

Body and specified equipment is warranted free of defects for a period of Two (2) years after delivery. Defective equipment to be replaced without charge during this period with purchasing agency responsible for labor cost involved in replacement of defective part. Air Conditioning and heating equipment to carry manufacturer warranty. Warning lights and electrical equipment to carry manufacturers warranty. Body manufacturer shall be responsible for defects in fiberglass-plastic materials during this same period of time.

**OWNERS MANUAL:**

Owners manual supplied with completed unit to include operating and maintenance instructions, parts lists and wiring diagrams.

**DETAILED SPECIFICATIONS:**

These detailed specifications are provided for the purpose of outlining details of manufacture and production and shall remain the property of Swab Wagon Company, Inc. Specifications shall not be transferred to other agencies, associations, or individuals without the express permission being granted by Swab Wagon Company, Inc. These detailed specifications may be used in the preparation of public bid papers.

Submitted by:

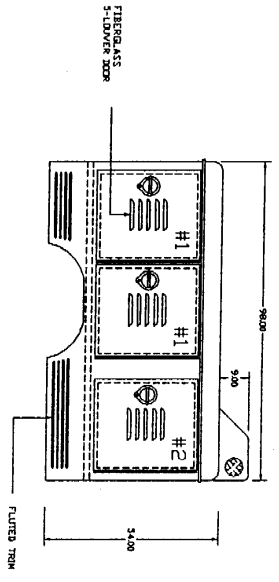
SWAB WAGON COMPANY, INC.

*Fred Margerum*

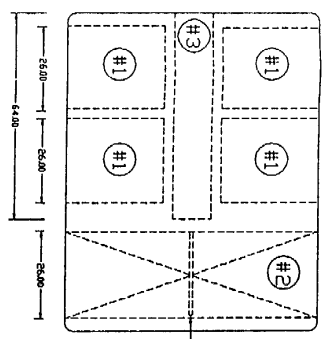
Fred M. Margerum  
Vice President

- COMPARTMENT SIZES:**
- #1 26" WIDE X 30" HIGH X 32" DEEP.
  - #2 26" WIDE X 30" HIGH X THRU-BODY
  - #3 12" WIDE X 30" HIGH X 64" DEEP.

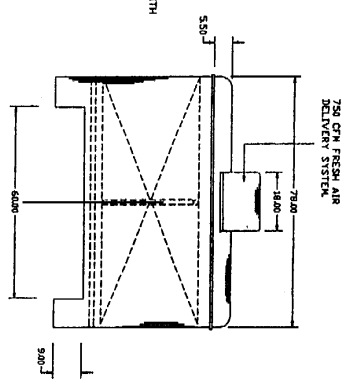
**RIGHT SIDE COMPARTMENTS**



**FLOOR PLAN**

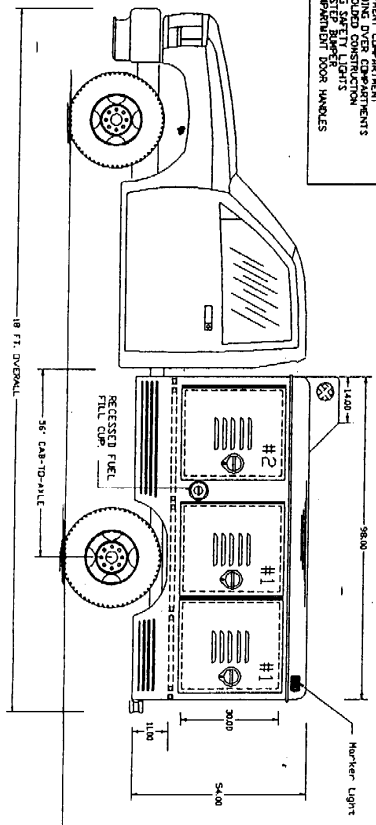


**FRONT BODY**

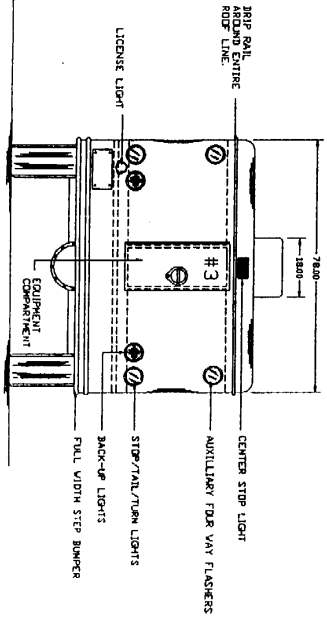


**STANDARD FEATURES:**

- 750 CFM AIR DELIVERY SYSTEM
- OVER 70 CUBIC FT. OF STORAGE SPACE
- STAINLESS STEEL INTERIOR
- EXTRA LARGE EQUIPMENT COMPARTMENT
- RAIN GUTTER INCLUDING DRAIN COMPARTMENTS
- FLOOR VIBRATING SAFETY LIGHTS
- FLOOR VIBRATING SAFETY LIGHTS
- FULL WIDTH REAR STEP BUMPER
- COMPARTMENT DOOR HINGES



**REAR BODY**



**TOTAL BODY WEIGHT LESS OPTIONS - 800 LBS.**

Swab Wagon Company, Inc.

SWAB MODEL ARF-95 ANIMAL RESCUE UNIT.

SCALE 1=32